

Guided Pathways Summer Institute

CCRCINSTITUTE
SUMMER 2022

Using Data to Launch
Large-Scale Reform

Two sessions available
JUNE 6-16 & JULY 11-21

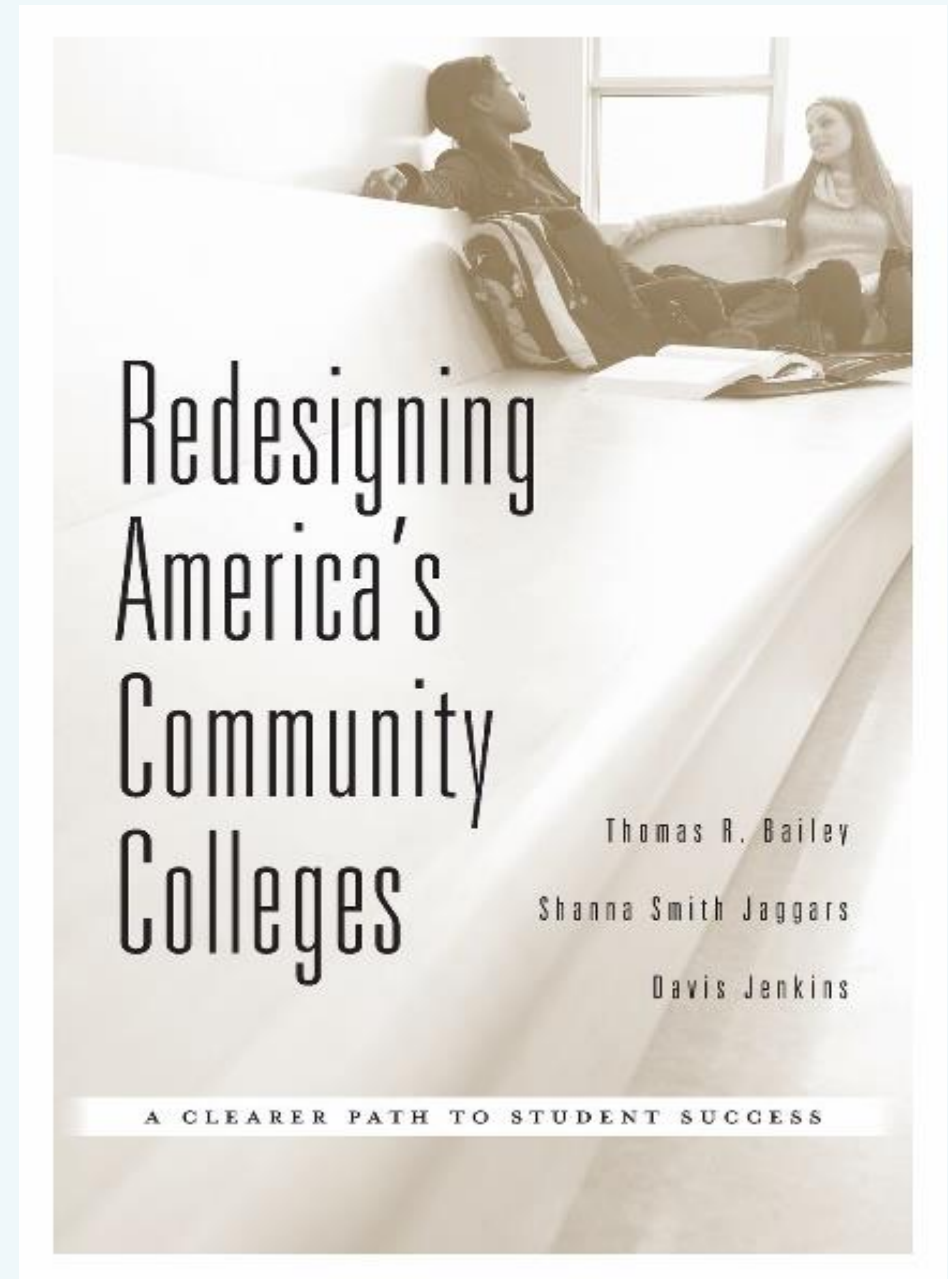
A no-cost, two-week virtual learning
experience for teams from community colleges.



Agenda

1. What you will learn
2. Institute dates and structure
3. Applying to the Institute
4. Questions


Since the publication of *Redesigning America's Community Colleges*, CCRC has studied the implementation of guided pathways at 120 colleges nationally.






To progress from GP 1.0 to GP 2.0, we recommend a focus on reimagining the program onboarding experience so that all students are helped to explore, enter, and gain momentum in a *program of study*.

Why focus on program onboarding?

- Students who gain early momentum in a program are much more likely to graduate and transfer.
 - Too many students drop out by year 2, and many who persist are not in a program of study aligned with their job and transfer goals.
 - Reimagining onboarding focuses on GP pillar 2, which builds on pillar 1 and provides a foundation for pillars 3 and 4.
- 

Reimagining program onboarding requires three key mindsets

1. Choosing a program is a developmental process that can take up to a year
 2. Providing career and program information at the start isn't enough.
 3. Colleges need to tailor onboarding experiences to provide different students the support they need.
- 



About the Institute

**We are offering two
2-week institutes.**

**On the application,
colleges will identify
their preferred session.**

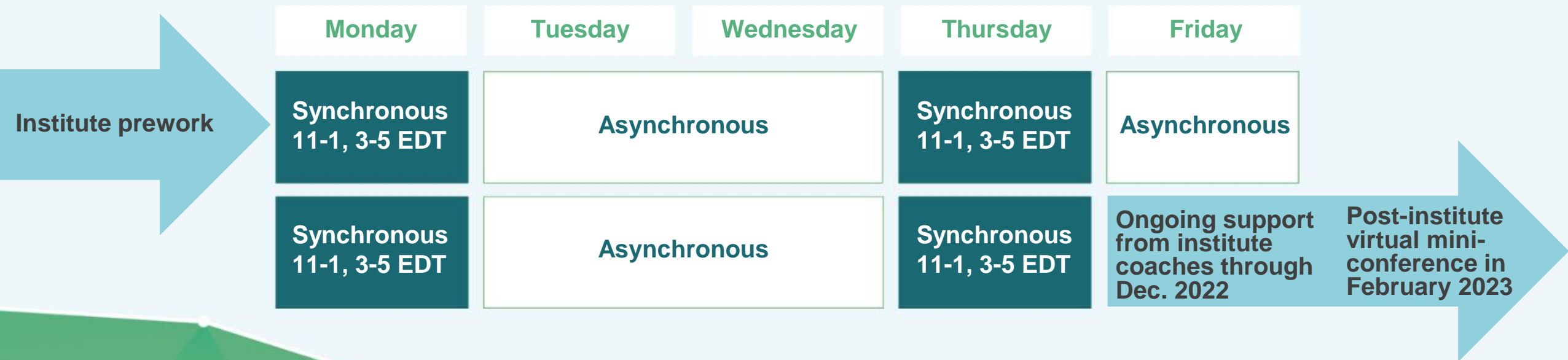
Session 1: June 6-16, 2022

*Synchronous content on
June 6, 9, 13, 16*


Session 2: July 11-21, 2022

*Synchronous content on
July 11, 14, 18, 21*

Institute structure




Data expectations

- Focus on data to inform and motivate whole-college guided pathways implementation efforts
 - Quantitative data will include program-level enrollment and course-taking
 - CCRC will provide support to complete data exercises prior to start of institute
- 
- A decorative teal graphic at the bottom of the slide, consisting of a solid teal area with a white line graph overlay. The line graph has several data points connected by a thin white line, showing an overall upward trend from left to right.



Applying

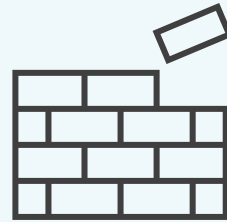
Who should apply?

- Colleges that have not received significant support to implement guided pathways
 - Cross-functional guided pathways teams that want to move from GP 1.0 to GP 2.0 OR that have laid a groundwork and want to start on GP 1.0
- 
- A decorative teal graphic at the bottom of the slide, consisting of a solid teal area with a white, jagged, mountain-like silhouette on top.

Elements of a strong application



Commitment by college leadership to implement changes college-wide and at scale



Compelling articulation of how the institute will support your college's redesign work



Clear rationale for the members of a cross-departmental, multilevel institute team (including faculty)

Important dates

Before February 8, 11:59 PDT

Submit the Google form application


- College and team information
- Short-answer responses about your college's experience with guided pathways and interest in the institute

Last two weeks of February

CCRC conducts short interviews with teams under consideration

Early March

Notification of selected teams



Questions?

Thank you!
More questions? Email us!

Davis Jenkins: davisjenkins@gmail.com
Hana Lahr: lahr@tc.columbia.edu

Learn more: ccrc.tc.columbia.edu

A decorative graphic at the bottom of the slide consists of several overlapping, semi-transparent green and teal lines with small white circular markers at various points, creating a layered, abstract effect.